



THE ARTICULATION
POINTS OF THE LETTERS

Online Courses List:

- Basic Noorani Qaida
- Quran Reading with Rules of Tajweed.(with Namaz, Kalima's, Dua'en & etc..)
- Quran Memorization (10 years to 70 years)
- Basic to Advance Rules of Tajweed
- Islamic Studies (Hadith, Fiqh, Seerat-Un-Nabi (P.B.U.H), Islamic History)
- Languages (Arabic & Urdu Grammar Classes)
- Quran Translation Classes (Quran Tafseer in Urdu & English)
- Basic Teaching of Islam for Kids

Web: www.islamicclasses.com

Email: info@islamicclasses.com

Tel No: +1(786) 406-6025

Skype ID: "islamicclasses.com"



Definition of Articulation?

تَعْرِيفُ الْمَخَارِجِ : جَمْعُ مَخْرَجٍ

The singular of articulation points in Arabic is: مَخْرَجٌ

The articulation point:

It is the place of emitting the letter when pronouncing it that differentiates that specific letter from other letters.

The scholars laid out five major areas that have within them the different articulation points, which are a total of 17.

THE ARTICULATION
POINTS OF THE LETTERS

The Five major areas are:

The Throat	←	الْحَلَقُ
The Tongue	←	اللِّسَانُ
The Two Lips	←	الشَّفَتَانِ
The empty space in the mouth	←	الْجَوْفُ
The Nose	←	الْخَيْشُومُ

Definition of 5 Major Areas:

1: The Throat

الْحَلَقُ

It has three articulation points for six different letters which are pronounced from the deepest, middle, and closet part of the throat.

2: The Tongue

اللِّسَانُ

It has ten articulation points for eighteen letters.

3: The Two Lips

الشَّفَتَانِ

They have two articulation points for four letters.

THE ARTICULATION
POINTS OF THE LETTERS

Definition of 5 Major Areas:

4: The empty space in the mouth:

الْجَوْف

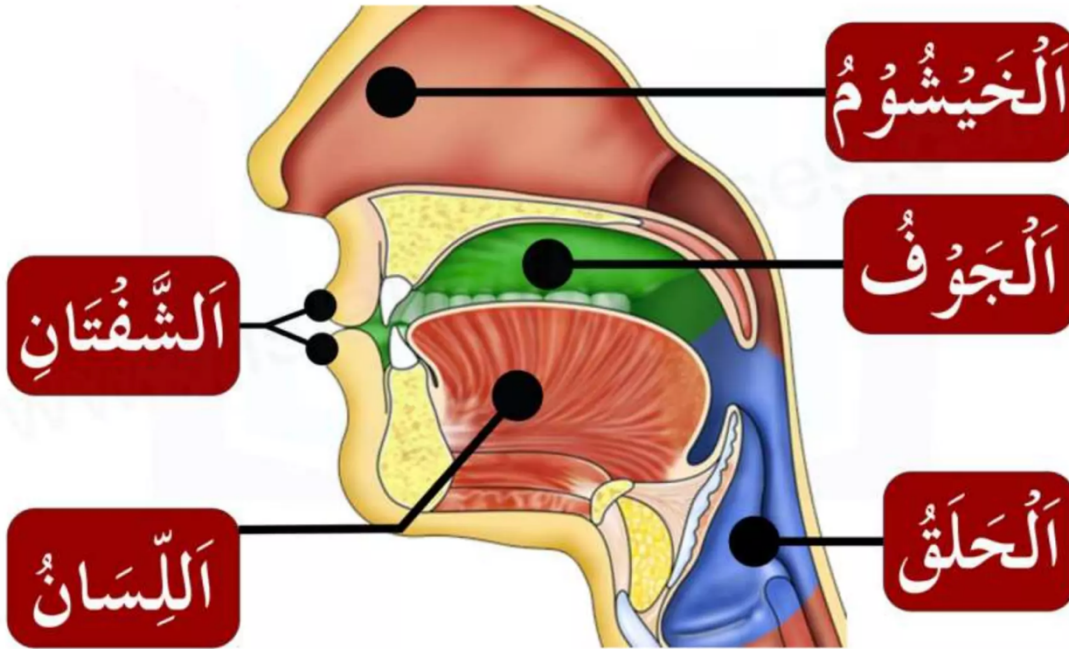
The empty space in the mouth and throat has in it one articulation point for the three lengthened letters.

5: The Nose

الْخَيْشُوم

From the hole of nose towards the inside of the mouth, here there is one articulation point, that of the gunnah.

Definition of 5 Major Areas:

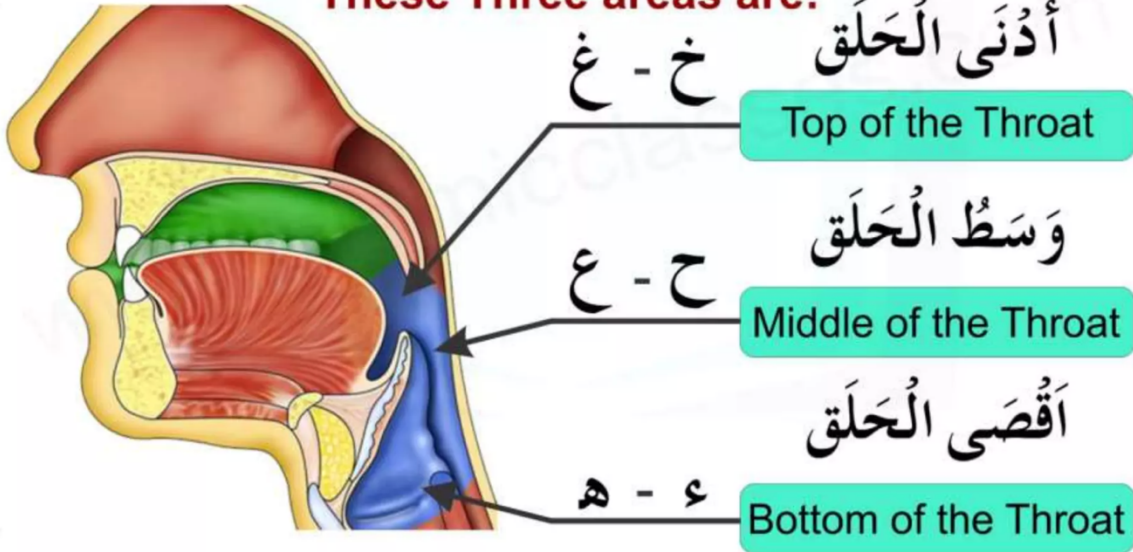


1: The Throat

الْحَلَقِ

There is in the throat three articulation points for six letters.

These Three areas are:



www.islamicclasses.com

THE ARTICULATION
POINTS OF THE LETTERS

www.islamicclasses.com www.islamicclasses.com

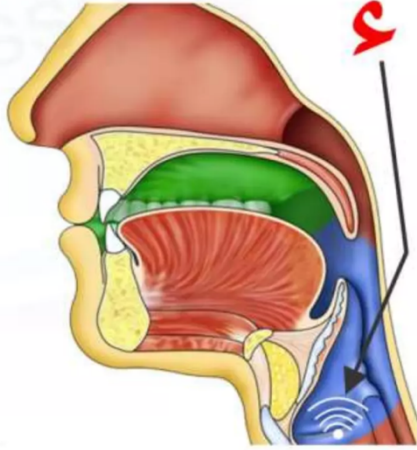
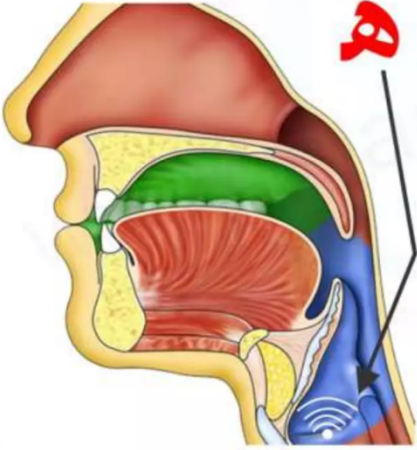
Makhrāj No 1: →

أَقْصَى الْحَلَقِ

Bottom of the Throat



Pronounced from the bottom part of the throat.



www.islamicclasses.com www.islamicclasses.com www.islamicclasses.com

www.islamicclasses.com

THE ARTICULATION
POINTS OF THE LETTERS

www.islamicclasses.com

www.islamicclasses.com

Makhraj No 1: →

أَقْصَى الْحَلَقِ

Bottom of the Throat

ه - ع

Examples

ساكن ما قبل مضموم	ساكن ما قبل مكسور	ساكن ما قبل مفتوح	مضموم	مكسور	مفتوح	
يُؤْمِنُونَ	بِئْسَمَا	فَأْتُوا	عُ	عِ	عَ	مفردات
يُؤْمِنُونَ	بِئْسَمَا	فَأْتُوا	يُنِيئُوهُمْ	سِئَلِ	يَسْئَلُ	مرکبات

ساكن ما قبل مضموم	ساكن ما قبل مكسور	ساكن ما قبل مفتوح	مضموم	مكسور	مفتوح	
مُهْتَدِينَ	اهْدِنَا	تَهْتَدُوا	ه	هِ	هَ	مفردات
مُهْتَدِينَ	اهْدِنَا	تَهْتَدُوا	مِنْهُمْ	رَيْبِهِمْ	أَشْهَدُ	مرکبات

www.islamicclasses.com

www.islamicclasses.com

www.islamicclasses.com

www.islamicclasses.com

THE ARTICULATION
POINTS OF THE LETTERS

www.islamicclasses.com www.islamicclasses.com

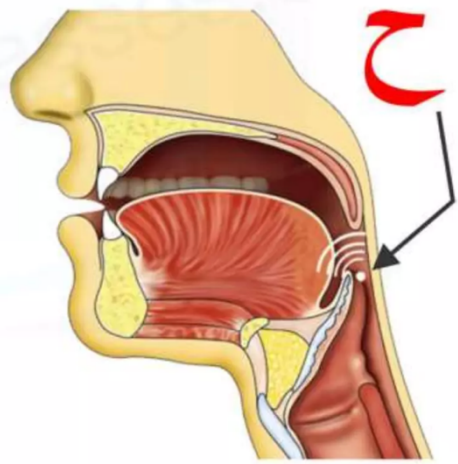
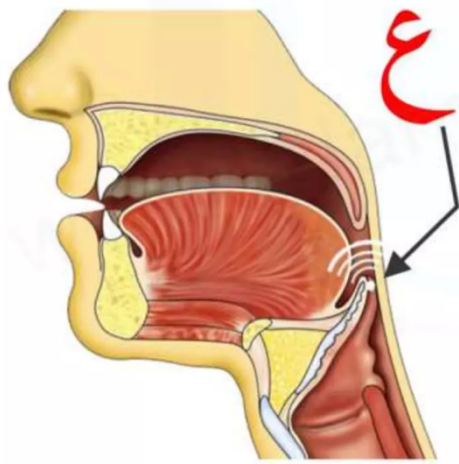
Makhrāj No 2: →

وَسَطُ الْحَلَقِ

Middle of the Throat

ح - ع

Pronounced from the middle part of the throat.



www.islamicclasses.com www.islamicclasses.com www.islamicclasses.com

www.islamicclasses.com

THE ARTICULATION
POINTS OF THE LETTERS

www.islamicclasses.com www.islamicclasses.com

Makhraj No 2: →

وَسَطُ الْحَلَقِ

Middle of the Throat

ح - ع

Examples

ساكن باقبل مضموم	ساكن باقبل مكسور	ساكن باقبل مفتوح	مضموم	مكسور	مفتوح	
أَع	إِع	أَع	ع	ع	ع	مفردات
أَعْبُدُوا اللَّهَ	إِعْلَمُوا	يَعْلَمُ	عُلُومٌ	عِلْمٌ	أَنْعَمْتُ	مرکبات

ساكن باقبل مضموم	ساكن باقبل مكسور	ساكن باقبل مفتوح	مضموم	مكسور	مفتوح	
أَح	إِح	أَح	ح	ح	ح	مفردات
مُحْسِنٌ	إِحْسَانٌ	أَحْمَدُ	حُكْمٌ	رَحِمَ	حَمِدَ	مرکبات

www.islamicclasses.com www.islamicclasses.com www.islamicclasses.com

THE ARTICULATION
POINTS OF THE LETTERS

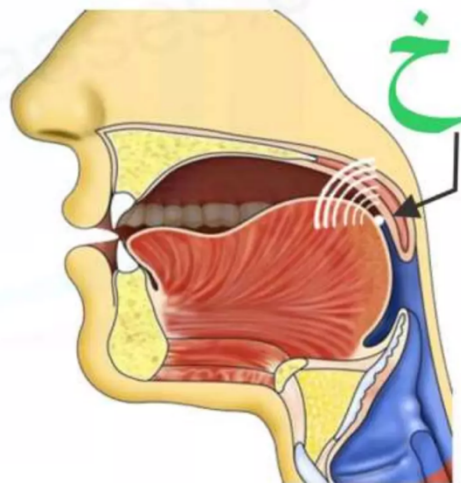
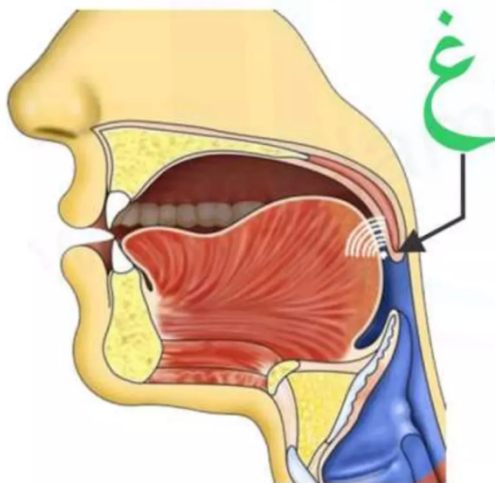
خ - غ

Makhraj No 3: →

أَدْنَى الْحَلَقِ

Top of the Throat

Pronounced from the top part of the throat.



THE ARTICULATION
POINTS OF THE LETTERS

Makhraj No 3: →

أَدْنَى الْحَلَقِ

Top of the Throat

خ - غ

Examples

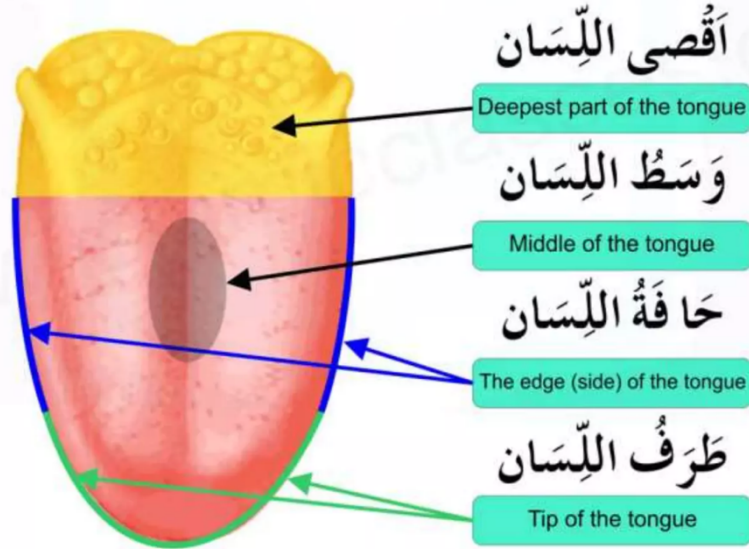
ساكن ما قبل مضموم	ساكن ما قبل مكسور	ساكن ما قبل مفتوح	مضموم	مكسور	مفتوح	
أَغْ	إِغْ	أَغْ	غْ	غِ	غَ	مفردات
طَغِيَانَا	إِسْتِغْفَارٌ	مَغْفِرَةٌ	غُرُوبٌ	بُغْيَى	غَفُورٌ	مرکبات

ساكن ما قبل مضموم	ساكن ما قبل مكسور	ساكن ما قبل مفتوح	مضموم	مكسور	مفتوح	
أُخْ	إِخْ	أُخْ	خْ	خِ	خَ	مفردات
يُخْرِجُ	إِخْوَةٌ	مَخْلُوقٌ	خُلُقٌ	اِخْرُؤٌ	خَوْفٌ	مرکبات

2: The Tongue

اللِّسَان

It has ten articulation points for eighteen letters: These ten articulation points are distributed over four areas of the tongue, which are:

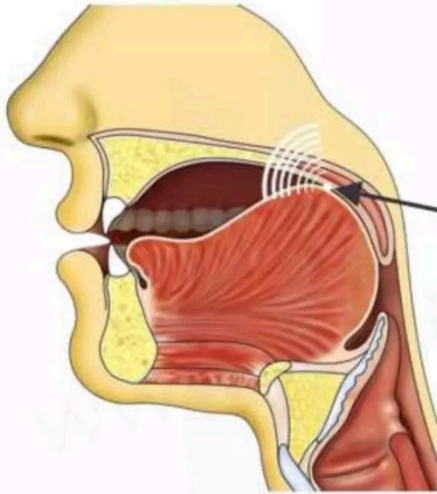


THE ARTICULATION
POINTS OF THE LETTERS

Pronounced from the root of the tongue
and the soft palate.

Makhraj No 4:

When we touch the root of the tongue on the
soft palate then we make "Qaaf" letter sound.



ق

Examples

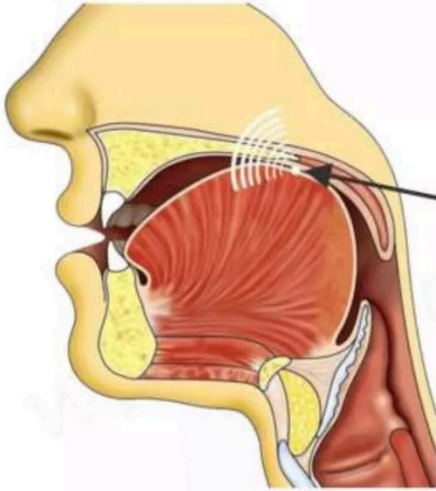
ساکن باقبل مضموم	ساکن باقبل مسور	ساکن باقبل مفتوح	مضموم	مسور	مفتوح	
أَقْبُ	إَقْبُ	أَقْبُ	قُ	قِ	قَ	مفردات
يُقْرِضُ	إِقْتَرَبَ	أَقْرَبُ	قُلُ	قَيْلَ	قَالَ	مرکبات

THE ARTICULATION
POINTS OF THE LETTERS

Pronounced from the root of the tongue
and the hard palate.

Makhraj No 5:

When we touch the root of the tongue on the
hard palate then we make "Kaaf" letter sound.



Examples

ساکن باقلم مضموم	ساکن باقلم مسور	ساکن باقلم مفتوح	مضموم	مسور	مفتوح	
اُكْ	اِکْ	اَکْ	کُ	کِ	کَ	مفردات
شُکْرٌ	اِحْرَامٌ	تَکْتُمُونَ	کُتِبَ	کِتَابٌ	کَتَبَ	مرکبات

THE ARTICULATION
POINTS OF THE LETTERS

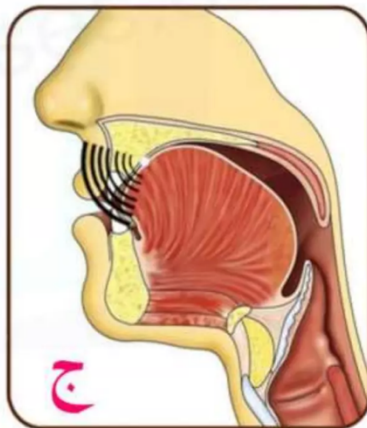
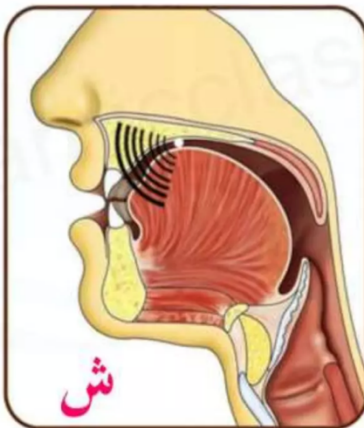
Makhraj No 6:

ج - ش - ی (غَيْر مَدَّة)

www.islamicclasses.com www.islamicclasses.com

Pronounced from the middle of the tongue and the middle of the palate.

When we touch the middle of the tongue on the middle of the palate then we say "Jeem", "Sheen" and "Yaa (ghair maddah)".



Note: If "Yaa" has Jazam and there is Kasrah before, so this "Yaa" becomes "Yaa Maddah". And there is no any example of "Yaa" which has jazam and there is Dhumma before.

www.islamicclasses.com www.islamicclasses.com www.islamicclasses.com

THE ARTICULATION
POINTS OF THE LETTERS

Makhraj No 6:

ج - ش - ی (غیر مَدَّة)

ساکن ما قبل مضموم	ساکن ما قبل مکسور	ساکن ما قبل مفتوح	مضموم	مکسور	مفتوح	مفردات
اُج	إِج	أَج	جُ	جِ	جَ	ج
أَش	إِش	أَش	شُ	شِ	شَ	ش
X	إِی	أِی	یُ	یِ	یَ	ی (غیر مَدَّة)

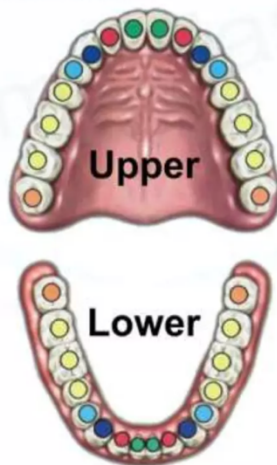
ساکن ما قبل مضموم	ساکن ما قبل مکسور	ساکن ما قبل مفتوح	مضموم	مکسور	مفتوح	مرکبات
تُجْزِی	رِجْزَا	تَجْعَلُ	وُجُوهٌ	جِهَادٌ	جَهْدٌ	ج
مُشْفِقُونَ	عِشْرُونَ	یَشْعُرُونَ	شُهَدَاءُ	شِقَاقٌ	شِهْدٌ	ش
X	بِیْعٌ	بِیْعٌ	یُخَدِعُونَ	بِیِّنَاتٌ	یَفْعَلُ	ی (غیر مَدَّة)

THE ARTICULATION
POINTS OF THE LETTERS

The Teeth

Before the rest of articulation points of the tongue are discussed the teeth and their names in Arabic and English will be explained. It is very important to know these in order to comprehend where each letter is being articulated. Adults normally have 32 teeth, some people have less than this. The following picture gives the names and locations of the teeth, in Arabic and English.

- Front Incisors
- Lateral Incisors
- Canines
- First premolar
- Second pre-molar
- Wisdom Teeth



- 4 ← الثَّنَائِيَا ●
- 4 ← الرَّبَاعِيَّاتِ ●
- 4 ← الْأُنْيَابِ ●
- 4 ← الضَّوَّاجِكِ ●
- 12 ← الطَّوَّاجِحِ ●
- 4 ← التَّوَّاجِدِ ●

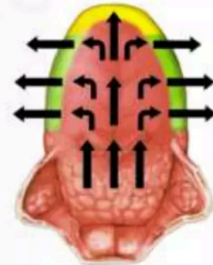
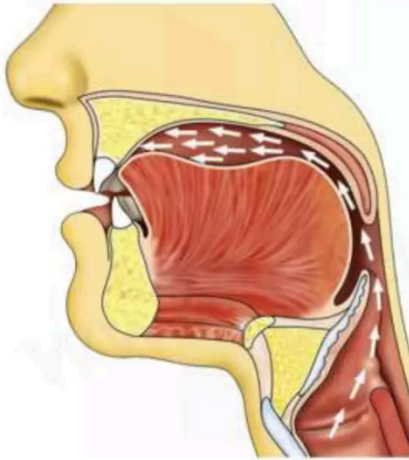
THE ARTICULATION
POINTS OF THE LETTERS

Pronounced from the sides of the tongue and the roots of upper molars.

Makhraj No 7:

ض

It is articulated from one of the sides or edges of the tongue. It can also be articulated from both sides at the same time. This is one of the most difficult articulation points, for arabs and non-arabs.



Examples

ساکن باقلم مضموم	ساکن باقلم کسور	ساکن باقلم مفتوح	مضموم	کسور	مفتوح	مفردات
أض	إض	أض	ض	ض	ض	
مُضْعِفُونَ	إضْرِبُ	يَضْرِبُ	ضْرِبَتْ	أرض	ضْرَبَ	مرکبات

THE ARTICULATION
POINTS OF THE LETTERS

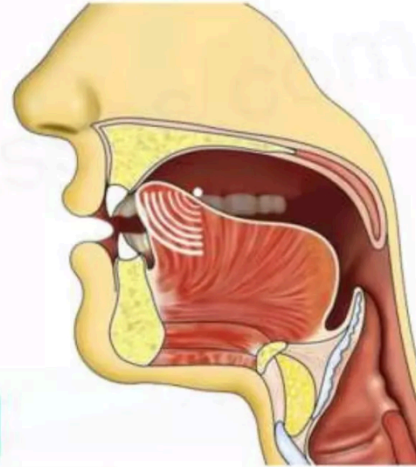
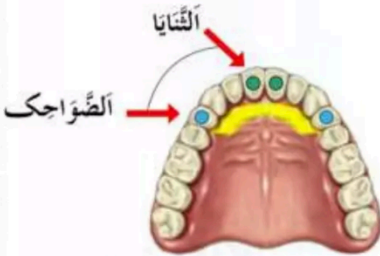
www.islamicclasses.com www.islamicclasses.com

Pronounced from the edge of the tongue and the part of the roots of the teeth towards the palate.

Makhraj No 8:

ل

Laam comes out when the front of the tongue touches the gums of top front teeth from Dawahik to Sanaya.



Examples

ساكن باقمل مضموم	ساكن باقمل مسور	ساكن باقمل مفتوح	مضموم	مسور	مفتوح	مفردات
أَلُ	إِلُ	أَلُ	لُ	لِ	لَ	
قُلْنَا	عِلْمُ	جَعَلْنَا	يَفْعَلُ	ذَلِكَ	فَعَلَ	مرکبات

www.islamicclasses.com www.islamicclasses.com www.islamicclasses.com

THE ARTICULATION
POINTS OF THE LETTERS

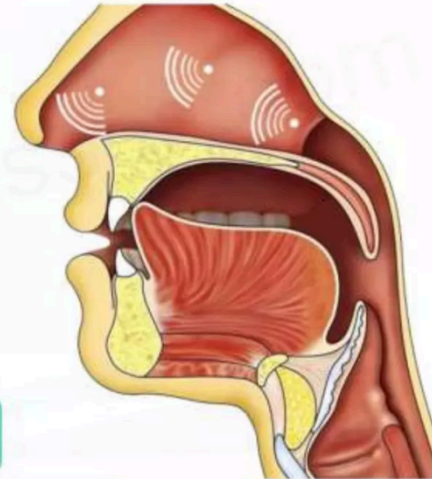
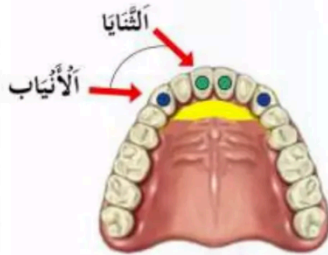
www.islamicclasses.com www.islamicclasses.com

Pronounced from the edge of the tongue and the part of the roots of the teeth towards the palate.

Makhraj No 9:



Noon comes out when the edge of the tongue touches the gums of the top teeth from Anyab to Sanaya.



Examples

ساكن باقيل مضموم	ساكن باقيل مكسور	ساكن باقيل مفتوح	مضموم	مكسور	مفتوح	مفردات مرکبات
أَنْ	إِنْ	أَنَّ	نُ	نِ	نَ	
كُنْتُمْ	مِنْكُمْ	أَنْتُمْ	نُومِنُ	حَنِيفٌ	مَنْعَ	

www.islamicclasses.com www.islamicclasses.com www.islamicclasses.com

THE ARTICULATION
POINTS OF THE LETTERS

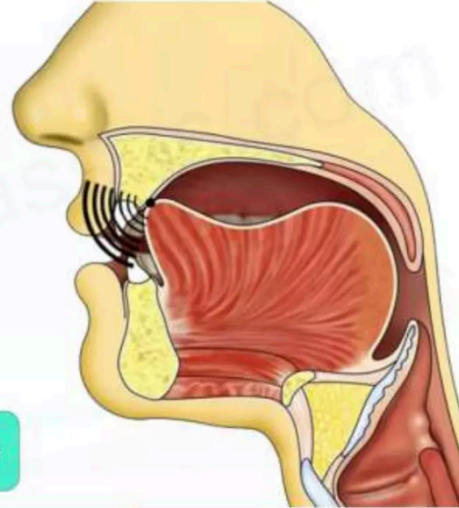
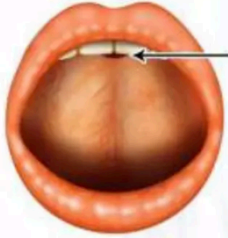
www.islamicclasses.com www.islamicclasses.com

Pronounced from the edge of the tongue and the part of the roots of the teeth towards the palate.

Makhraj No 10:



Raa comes out when the edge and top portion of the tongue touches the gums of the top four front teeth.



Examples

ساکن باقبل مضموم	ساکن باقبل مسور	ساکن باقبل مفتوح	مضموم	مسور	مفتوح	مفردات مرکبات
أُر	إِر	أَر	رُ	رِ	رَ	
نُرْسِلَ	أُمِرْتُ	يُرْزَقُ	كَرَّمَ	فَرِحَ	أَمَرَ	

www.islamicclasses.com www.islamicclasses.com www.islamicclasses.com

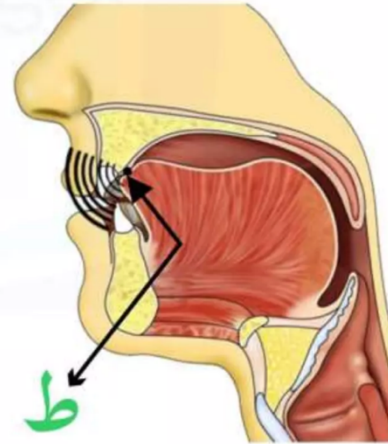
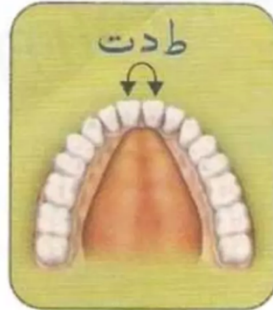
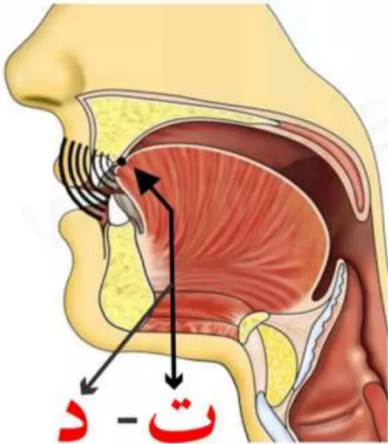
THE ARTICULATION
POINTS OF THE LETTERS

Makhraj No 11:

ت - د - ط

Pronounced from the tip of the tongue and the roots of the upper front teeth..

Daal, Taa and Tua come out when the tip of the tongue touches on the root of the two top front teeth.



THE ARTICULATION
POINTS OF THE LETTERS

Makhraj No 11:

ت - د - ط

ساکن ما قبل مضموم	ساکن ما قبل مکسور	ساکن ما قبل مفتوح	مضموم	مکسور	مفتوح	مفردات
اُتْ	اِتْ	اَتْ	تْ	تِ	تَ	ت
اُدْ	اِذْ	اَذْ	ذْ	ذِ	ذَ	د
اُطْ	اِطْ	اَطْ	طْ	طِ	طَ	ط

ساکن ما قبل مضموم	ساکن ما قبل مکسور	ساکن ما قبل مفتوح	مضموم	مکسور	مفتوح	مرکبات
اُتْلُ	اِتْنَةُ	يَتْلُوا	يُكْتَبُ	كُتِبَ	كَتَبَ	ت
يُدْرِكُ	اِدْفَعُ	قَدْ	اَلْحَمْدُ	دِمَاءُ	اَدَمُ	د
مُطْمَئِنِّنٌ	اِطْعَامُ	مَطْلُوبٌ	يَطُوفُ	بَاطِلٌ	بَسَطَ	ط

THE ARTICULATION
POINTS OF THE LETTERS

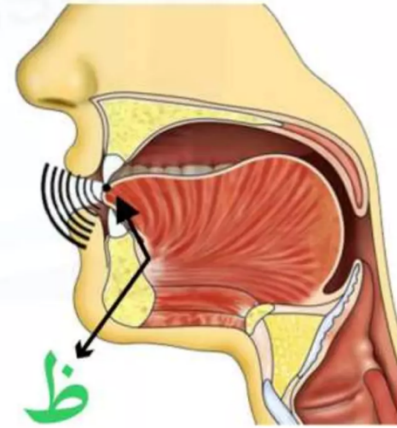
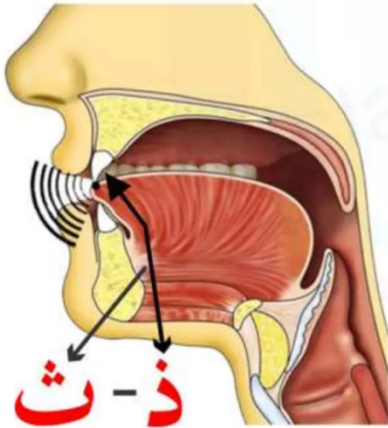
Makhraj No 12:

ذ - ث - ظ

www.islamicclasses.com www.islamicclasses.com

Pronounced from the tip of the tongue and the inner edge of the upper teeth.

Thaa (Saa), Zhaal and Zua come out when the tip of the tongue touches the edge of the two top front teeth.



www.islamicclasses.com www.islamicclasses.com www.islamicclasses.com

THE ARTICULATION
POINTS OF THE LETTERS

Makhraj No 12:

ذ - ث - ظ

ساکن ما قبل مضموم	ساکن ما قبل مکسور	ساکن ما قبل مفتوح	مضموم	مکسور	مفتوح	مفردات
أُذْ	إِذْ	أَذْ	ذُ	ذِ	ذَ	ذ
أُثْ	إِثْ	أَثْ	ثُ	ثِ	ثَ	ث
أُظْ	إِظْ	أَظْ	ظُ	ظِ	ظَ	ظ

ساکن ما قبل مضموم	ساکن ما قبل مکسور	ساکن ما قبل مفتوح	مضموم	مکسور	مفتوح	مرکبات
مُدْنِبِينَ	إِذْهَبْ	يَذْهَبْ	يَأْخُذْ	أُذِنَ	ذَهَبَ	ذ
وَتَقَى	مِثْلُ	أَثْمَرَ	يُعَاثُ	أَثْمِينَ	ثَمَرَاتُ	ث
يُظَلْمُونَ	حَافِظًا	يَظْلِمُ	يَنْظُرُونَ	ظَلَالٌ	ظَهَرَ	ظ

THE ARTICULATION
POINTS OF THE LETTERS

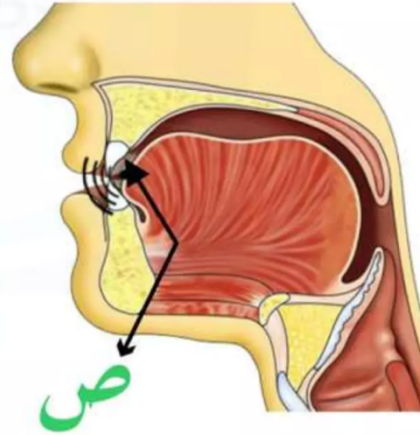
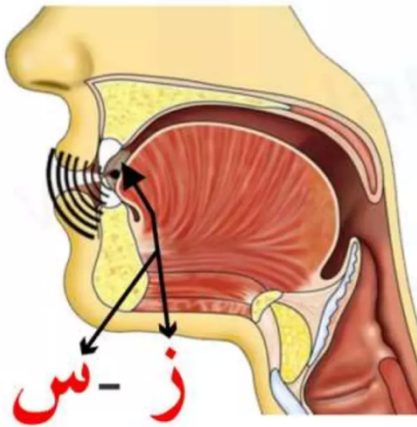
Makhraj No 13:

ز - س - ص

www.islamicclasses.com www.islamicclasses.com

Pronounced from the tip of the tongue and the inner edges of the lower incisors along with the upper incisors.

Zaa, Seen and Suaad come out when the tip of the tongue touches the edges of the lower incisors along with the upper incisors.



www.islamicclasses.com www.islamicclasses.com www.islamicclasses.com

THE ARTICULATION
POINTS OF THE LETTERS

Makhraj No 13:

ز - س - ص

ساکن باقبل مضموم	ساکن باقبل مکسور	ساکن باقبل مفتوح	مضموم	مکسور	مفتوح	مفردات
أَزْ	إَزْ	أَزْ	زُ	زِ	زَ	ز
أُسْ	إِسْ	أُسْ	سُ	سِ	سَ	س
أُصْ	إِصْ	أُصْ	صُ	صِ	صَ	ص

ساکن باقبل مضموم	ساکن باقبل مکسور	ساکن باقبل مفتوح	مضموم	مکسور	مفتوح	مرکبات
جُزْءٌ	رِزْقٌ	وَأَزْدَادُوا	زُبُرٌ	تَزِرُ	وَزَنٌ	ز
مُسْتَقِيمٌ	إِسْحَاقَ	أَسْلَمَ	سُئِلَ	يَكْسِبُ	كَسَبَ	س
مُصْلِحُونَ	مِصْبَاحٌ	أَصْدَقٌ	صُدُورٌ	صِرَاطٌ	صَدَقَ	ص

THE ARTICULATION
POINTS OF THE LETTERS

3: The Two Lips

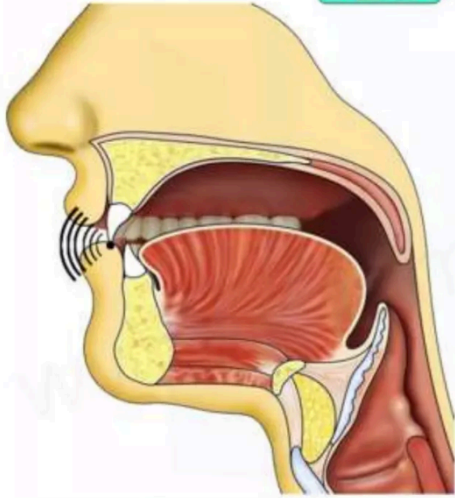
الشَّفَتَانِ

They have two articulation points for four letters.

Makhraj No 14:

ف

Pronounced from the edge of the upper front teeth and the wet part of the lower lip.



Faa comes out when the edge of top front teeth touches the inside of the bottom lip.

ف

Examples

ساكن باقمل مضموم	ساكن باقمل مكسور	ساكن باقمل مفتوح	مضموم	مكسور	مفتوح	
أَفْ	إَفْ	أَفْ	فْ	فِ	فَ	مفردات
مُفْلِحُونَ	مِفْتَاحٌ	يَفْعَلُ	فُتِحَتْ	مَغْفِرَةٌ	فَسَدٌ	مرکبات

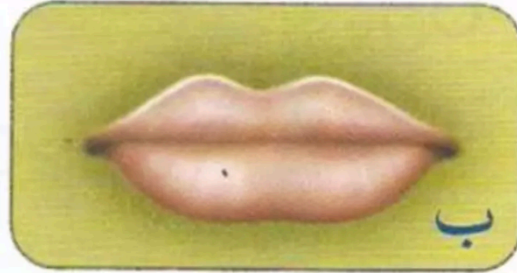
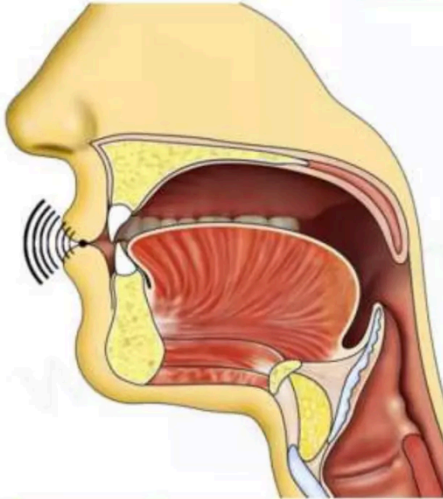
THE ARTICULATION
POINTS OF THE LETTERS

Pronounced from the wet part of both lips.

Makhraj No 15/1:



The ba' is articulated by closing the two lips together, but a stronger closing than the meem.



Examples

ساكن ما قبل مضموم	ساكن ما قبل مكسور	ساكن ما قبل مفتوح	مضموم	مكسور	مفتوح	مفردات
أَبُ	إِبُ	أَبُ	بُ	بِ	بَ	
يُبْصِرُونَ	إِبْرَاهِيمُ	قَبْلُ	حَسْبُنَا	حَبْطُ	ضَرْبُ	مرکبات

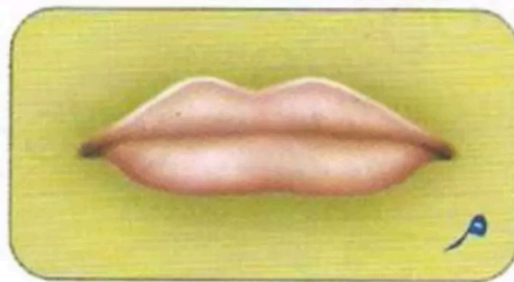
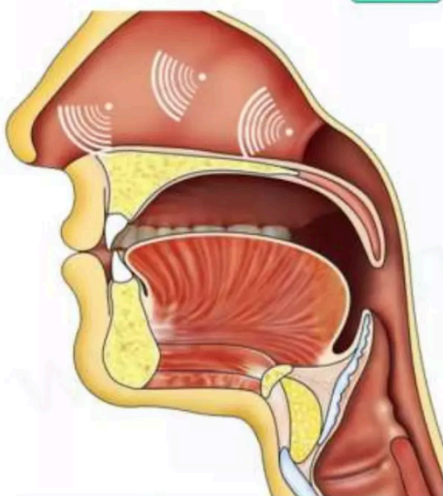
THE ARTICULATION
POINTS OF THE LETTERS

Pronounced from the dry part of both lips.

Makhraj No 15/2:



The meem is articulated by closing the two lips together.



Examples

ساكن باقبل مضموم	ساكن باقبل مكسور	ساكن باقبل مفتوح	مضموم	مكسور	مفتوح	مفردات
أُم	إِم	أَم	م	م	م	
كُنْتُمْ	إِمْلَاءُ	أَمْرُنَا	يُحْكِمُ	سَمِعَ	مَنَعَ	مرکبات

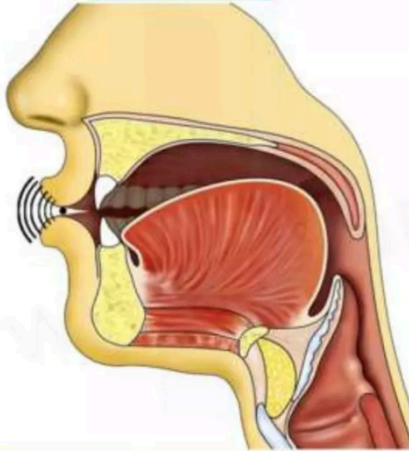
THE ARTICULATION
POINTS OF THE LETTERS

Pronounced by the rounding of both lips.

Makhraj No 15/3:

و (غَيْر مَمْدَّة)

The un-lengthened waw is articulated by forming a circle of the two lips without the two lips meeting completely.



Examples

ساكن باقبل مضموم	ساكن باقبل مكسور	ساكن باقبل مفتوح	مضموم	مكسور	مفتوح	
أَوْ	X	أَوْ	وُ	وِ	وَ	مفردات
نُورٌ	X	جَوْفٌ	وُجُوهُ	وِلْدَانٌ	وَعَدَةٌ	مرکبات

THE ARTICULATION
POINTS OF THE LETTERS

4: The empty space in the mouth **الْجَوْفُ**

Makhraj No 16:

ا - و - ي

The empty space in the mouth and throat has in it one articulation point for the three lengthened letters.



بِي



بُو



بَا

Examples in one word

→ نُوحِيهَا



5: The Nose

الْحَيْشُومُ

Makhraj No 17:

From the hole of nose towards the inside of the mouth, here there is one articulation point, that of the gunnah.

